



SMOKEY JOE

ASSEMBLY GUIDE

Read owner's guide before using the barbecue.

Lisez le guide d'utilisation avant d'utiliser le barbecue.

Bitte lesen Sie das Benutzerhandbuch, bevor Sie den Grill verwenden.

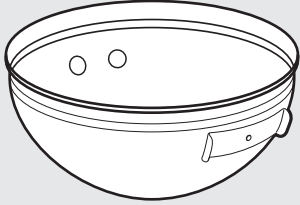
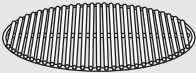
14 inch
(37 cm)



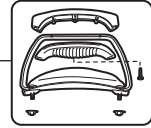
57974

EU 05/01/18

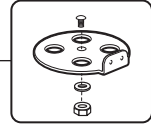
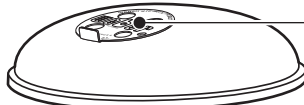
1-



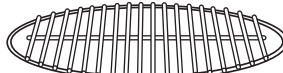
Smokey Joe_XV_EU_053014



1



2



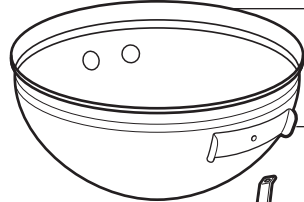
3



4



6



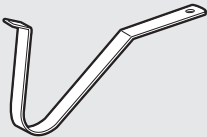
7

8


2-



3-



4-



EN

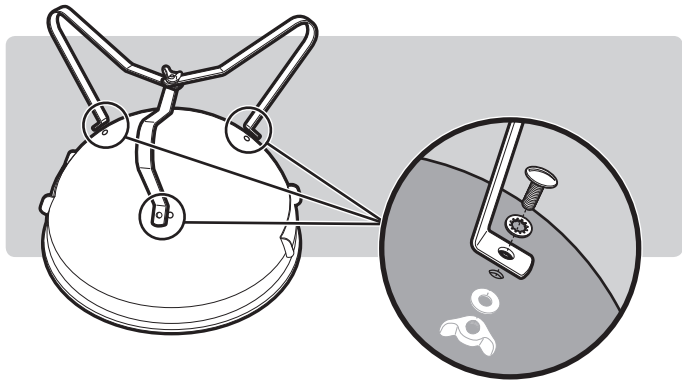
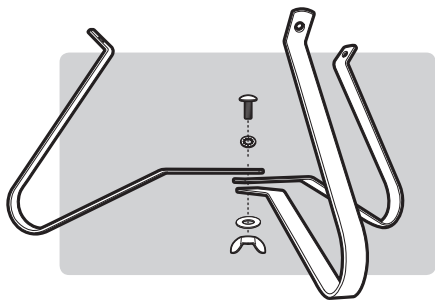
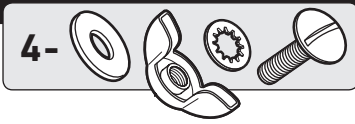
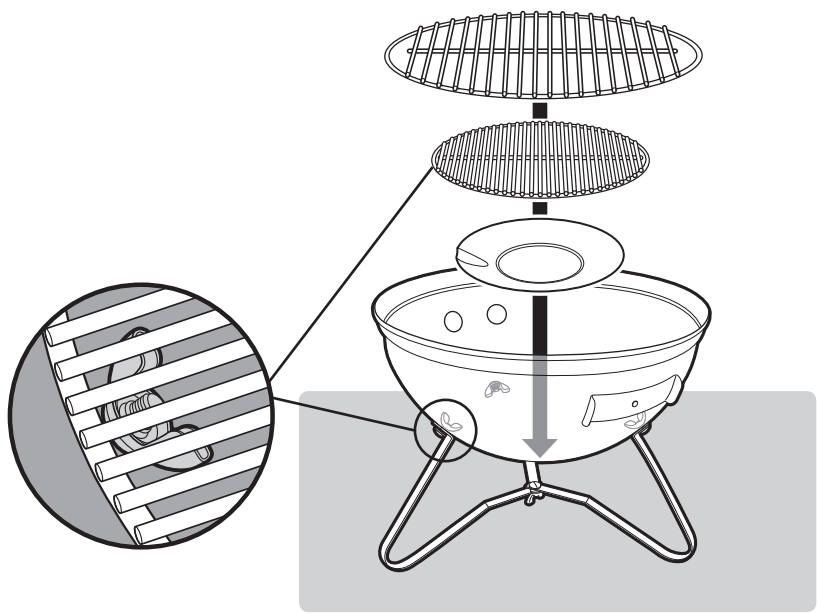
1. Lid Handle Assembly
2. Lid Damper Assembly
3. Lid
4. Cooking Grate
5. Charcoal Grate
6. Catch Pan
7. Bowl
8. Bowl Vent Assembly
9. Leg
10. Charcoal Cup

FR

1. Kit poignée de couvercle
2. Clapet de ventilation couvercle
3. Couvercle
4. Grille de cuisson
5. Grille foyer
6. Bac de récupération
7. Cuve
8. Clapet d'aération cuve
9. Pied
10. Doseur à charbon de bois

DE

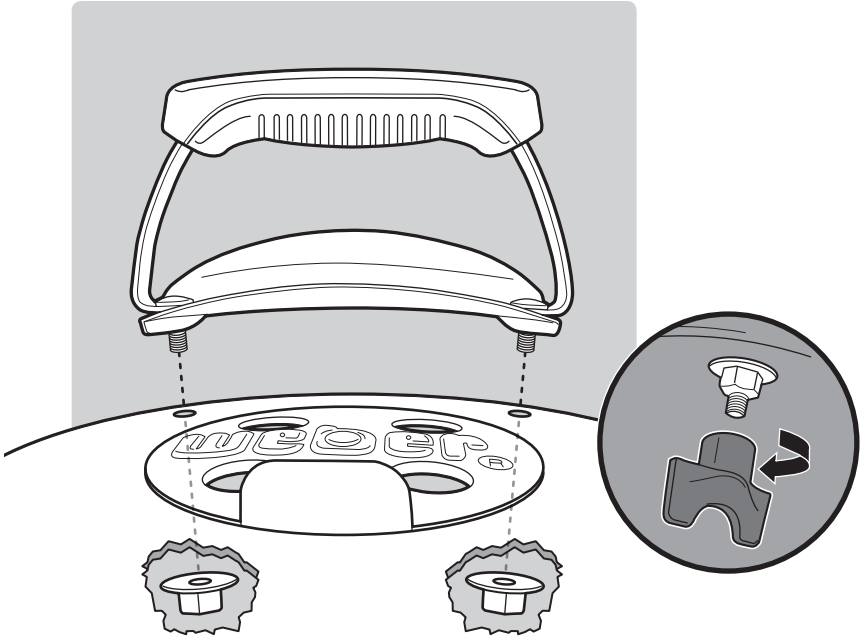
1. Deckelgriff
2. Deckellüfter
3. Deckel
4. Grillrost
5. Holzkohlerost
6. Auffangschale
7. Kessel
8. Entlüftung am Kessel
9. Bein
10. Holzkohletasse

1**2**

3



2-



EN ⚠ DO NOT OVER TIGHTEN.

FR ⚠ NE PAS TROP SERRER.

DE ⚠ NICHT ÜBERMÄSSIG
FESTZIEHEN.



WEBER-STEPHEN PRODUCTS LLC
www.weber.com