

iGrill mini

USER GUIDE

TABLE OF CONTENTS

Box Contents	3
Quick Start Instructions	4
Important Information	13
Intended Use:	13
Probe Usage.....	13
Disposal Requirements	14
Technical Specifications.....	14
Declaration of Conformity	15

Box Contents

CR2032 Battery

battery comes pre-installed



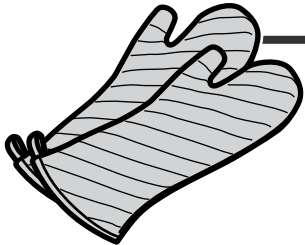
iGRILL MINI

LED Display

Probe Port

Base (Magnetic)

Coloured Probe Indicator



WARNING!

Probe gets hot.
Use mitts or gloves.



Probe Wrap

Meat Probe

Optional Magnetic Disc

adheres to non-magnetic surfaces for vertical mounting



optional vertical mounting


Quick Start Instructions

1



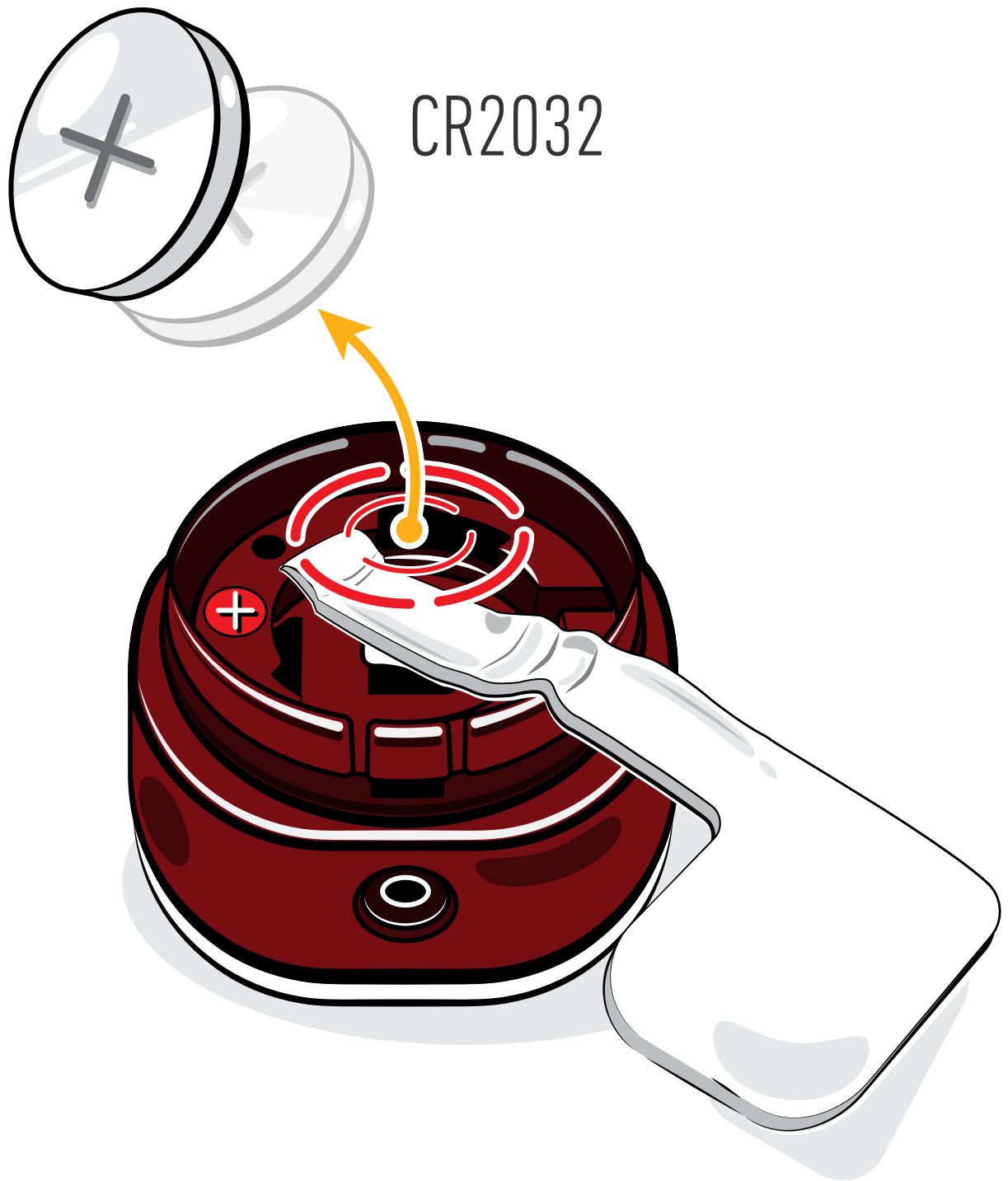
Separate the iGRILL MINI from the base.

2



Remove the battery door from the underside of the iGRILL MINI by twisting it anti-clockwise.

3



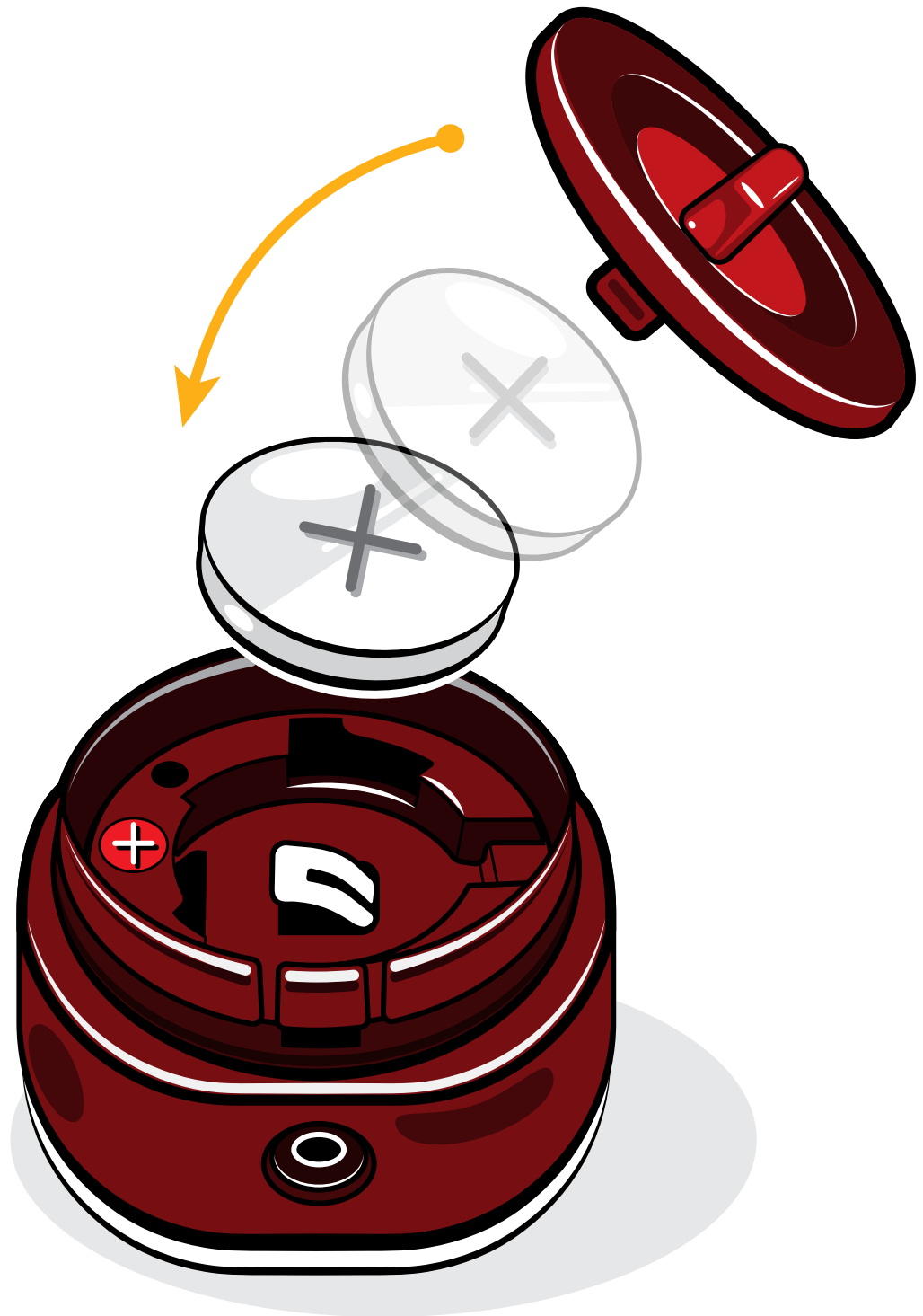
Pull the paper tab to remove the battery.



WARNING: Proper Battery Disposal

Never dispose of batteries in an open fire. Always dispose of batteries in accordance with local laws.

4



Ensure that the battery is in place, positive side up, then replace the battery door.

5



Snap the iGRILL MINI back onto the base.

6



Download the WEBER iGRILL App. Then enable Bluetooth[®] on your smart device under 'Settings'.

7



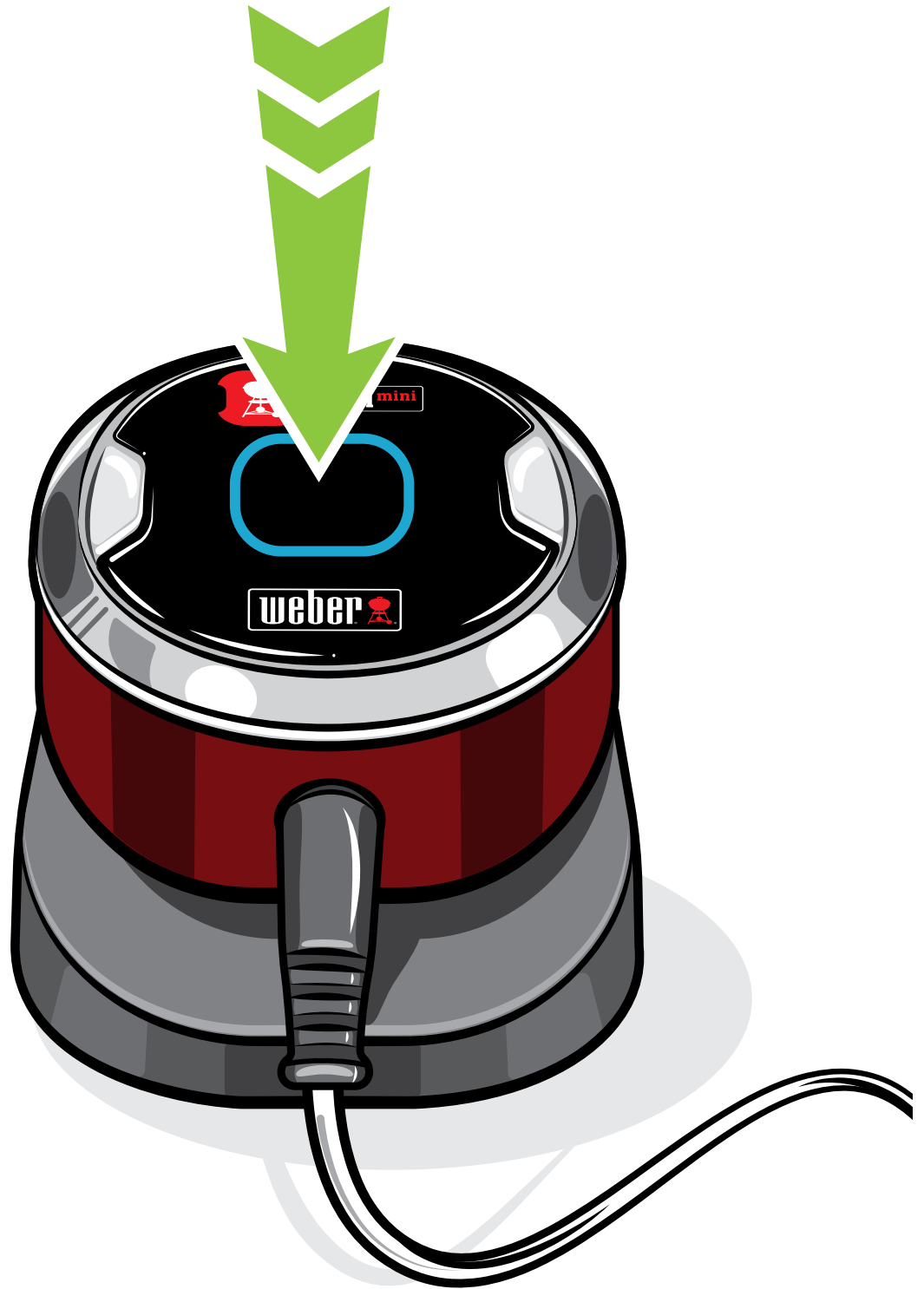
Plug the meat probe into the port.



WARNING: Risk of burns!

Handling the meat probes without hand protection will result in severe burns. Please wear heat-resistant gloves or mitts at all times while using this product in order to avoid being burned.

8



Quickly press and release the power button to turn on the iGRILL MINI. The display will blink blue while it is waiting to pair.

9



Launch the WEBER iGRILL App on your smart device. Follow the pairing instructions within the app. You are now ready to use your iGRILL MINI.

Additional information, instructional videos and barbecue inspiration can be found at weber.com/igrillsupport.

Important Information

Visit weber.com/igrillsupport to learn more about device compatibility, the languages that are supported by the WEBER iGRILL App, a full user guide with instructional videos and brilliant barbecuing inspiration. Please read the full user guide, especially the safety information, before using the WEBER iGRILL MINI for the first time. Follow the instructions while using the device.

Intended Use

Use this device to measure and monitor the temperature of barbecued foods. Any use other than that which is described may cause damage. The manufacturer or retailer are not liable for damages arising from improper use. When using an iGRILL MINI, never leave your grill unattended and follow all instructions in your grill owners guide.

Note: The device is not to be used by children or persons with reduced physical, sensory or mental capabilities.

Note: The iGRILL MINI and its battery are not designed to withstand high temperatures. If the surface is too hot to touch, it's too hot for the WEBER iGRILL MINI and its battery.

Meat Probe Use

WARNING: Risk of injury! The probe is very sharp. Please be careful when handling the probes.



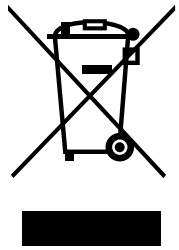
WARNING: Risk of burns! Handling the temperature probes without hand protection will result in severe burns. The coloured probe indicators are not intended to be touched with bare hands while using the barbecue as they are not heat-insulated. Please wear heat-resistant gloves at all times while using this product in order to avoid being burned.

Important Note: When using the probe, please be sure to route the wire where it will not be exposed to flames or temperatures exceeding 380°C. Avoid exposing the probe to temperatures below -30°C. Temperatures below -30°C or above 300°C will not display in the app and will cause the probe to disappear from the connection.

Clean the probe before first use. The probe is not dishwasher safe. Do not use chemicals or abrasive detergents to clean the probe. Wipe down the probe with a damp towel or cleaning wipe. Take care not to expose the probe's wiring or the area where the wiring meets the probe to liquid.

The probe is not waterproof and damage may result from water exposure. Never submerge the probe in water.

Disposal Requirements



This product should not be disposed of with ordinary household rubbish. The user is obligated to take the device(s) to a designated collection point for the disposal of electrical and electronic equipment in order to ensure an environmentally-compatible disposal.



WARNING: Battery disposal! Never dispose of batteries in an open fire. Always dispose of batteries in accordance with local laws.

Technical Specifications

Frequency Range (MHz): 2402.0 - 2480.0 MHz

Output Power (Watts): 0.0012 W

Declaration of Conformity

iGRILL MINI

1. **Brand Name:** WEBER
Model Name: iGRILL MINI
Model Number: 7220
Product Description: Bluetooth Wireless Barbecue Thermometer
2. **Manufacturer:** Weber-Stephen Products LLC, 1415 S. Roselle Road, Palatine IL, 60067, USA
3. We, company Weber-Stephen Products LLC, located at 1415 S Roselle Road, Palatine IL, 60067, USA, issue this declaration of conformity under our sole responsibility.
4. **Object of the Declaration:** WEBER iGRILL MINI, which contains a transmitter, one meat probe and a coin cell battery (CR2032).
5. The object of the declaration that is described above is in conformity with the relevant Union harmonisation legislation.

Directive 2014/53/EU Radio Equipment Directive (RED):

Safety/Health

Directive 2012/19/EC Waste Electrical and Electronic Equipment (WEEE)

Directive 2011/65/EC Restriction of Hazardous Substances in EEE (RoHS 2)

Regulation No 1907/2006 Registration, Evaluation, Authorisation and Restriction of Chemicals (REACH)

Regulation (EC) No 1935/2004 Materials and Articles Intended to Come into Contact with Food, Council of Europe Resolution CM/Res (2013)9 on Metals and Alloys Used in Food Contact Materials and Articles

6. **Harmonised standards:**

Safety/Health

EN 60950-1:2006+A11:2009+A1:2010+A12:2011+A2:62311:2008

EN 62479:2010

EMC

EN 301 489-17 V2.2.1:2012-09

EN 301 489-1 V1.9.2:2011-09

EN 55014-1:2006+A1:2009+A2:2011

EN 55014-2:1997+A1:2001+A2:2008

Radio

EN 300 328 V1.8.1:2012-06

7. **N/A**

8. The object of this declaration functions using software and a smart device-enabled app to which the software connects.
9. Signed for and on behalf of Weber-Stephen Products LLC, Palatine, IL USA on 2 July 2017

Ralph N. Ten Bruin

Ralph N. Ten Bruin, Global Director of Regulatory Affairs



Manufacturer:

Weber-Stephen Products LLC

1415 S. Roselle Road
Palatine, IL 60067-6266
USA

Importer:

Weber-Stephen Products (EMEA) GmbH

Leipziger Straße 124
10117 Berlin
Tel: (+49) 307554184-0

Customer Service Contacts:

Weber-Stephen France SAS

C.S. 80322 - 95617,
Cergy Pontoise Cedex, FRANCE
TÉL: (+33) 810 19 32 37
service.consommateurs@weberstephen.com
FR, ES, PT, IT, BE, LU, NL

Weber-Stephen Deutschland GmbH

Rheinstrasse 194, 55218
Ingelheim, DEUTSCHLAND
TEL: (+49) 6132 8999 0
info-de@weberstephen.com
DE, AT, CH, HU, CZ, SK, RO, RU, HR, BG,
GR, SI, UA, CY, AE, KW, QA, BH, SA, EG

Weber-Stephen Nordic ApS

Bøgildsmindevej 23, DK-9400,
Nørresundby, DANMARK
TEL: (+45) 99 36 30 10
info@weberstephen.dk
DK, SE, FI, NO, LV, EE, LT

Weber-Stephen Polska Sp. z o.o.

Ul. Minerska 29 lok.1, 04-506
Warszawa, POLSKA
TEL. (+48) 22 392 04 69
info-pl@weberstephen.com
PL

Weber-Stephen Products (UK) Ltd

10th Floor - Metro Building, 1 Butterwick,
Hammersmith, London W6 8DL, UK
TEL: +44 (0) 203 630 1500
customerserviceuk@weberstephen.com
GB, IE

Weber Stephen Turkey Ev ve Bahçe

Malzemeleri Ticaret Ltd. Şti
İstoç Toptancılar Çarşısı C Blok 4. Kat No: 31
34219 Mahmutbey/Güneşli / İstanbul
Tel: +90 212 659 64 80 Pbx
Fax: +90 212 659 64 83
TR

The Bluetooth® word mark and logos are registered trademarks owned by Bluetooth SIG, Inc. and any use of such marks by Weber-Stephen Products LLC is under licence. Other trademarks and trade names are those of their respective owners.

